

Home Connections

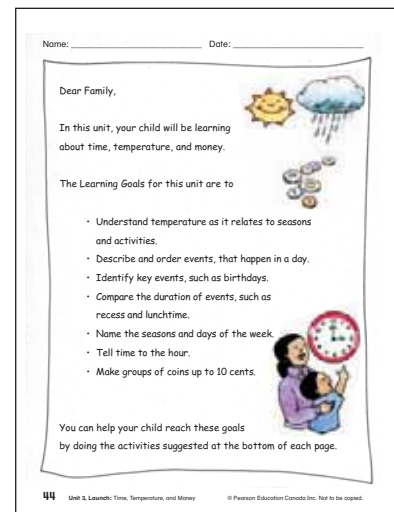

Parents have a significant role to play in student learning, in supporting and reinforcing what is learned in the classroom each day, and promoting a positive attitude toward mathematics in the home.

Addison Wesley Mathematics Makes Sense provides several tools for communicating with parents, with a changing emphasis as the learner matures from grade 2 to grade 3, and beyond.

At Grades 1 and 2

...in the Student Book

- Each unit includes a **Dear Family** letter regarding the upcoming unit
- Each page presents a **Focus** statement to communicate the key learning, and a **Home Connection** suggestion for further reinforcement.
- Between selected units, **Math at Home** – a tear-out, take-home booklet – provides a magazine-style family connection with mathematical information, Canadian trivia, and game suggestions.



At K to 2

...in the Teacher Guide

- Look for **At Home** line masters that provide a summary of the Big Ideas in the unit, with accompanying activities to reinforce key concepts at home.
- In each unit, content-specific **Assessment Tools** support the teacher when speaking with parents about children's progress

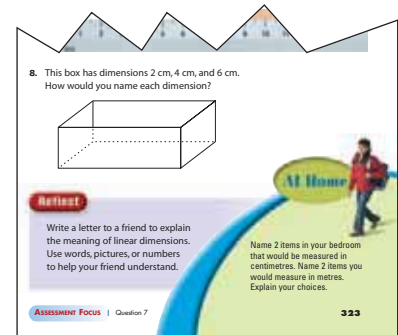
Students, teachers, and parents are all partners in the learning process.

– Maggie Martin Connell, Program Author

At Grades 3 and up

...in the Student Book

- **Learning Goals** and **Key Words**, presented at the start of each unit, identify the content to be covered for parents as well as students.
- The **Lesson Focus** statement, on the first page of each lesson, identifies the key learning goal for the lesson.
- Parents can use the **Connect** section of each lesson to check the key concepts students have covered in class.
- Regular **At Home** features suggest activities for students to do with family members at home.



Practice and Homework Book for Grades 3 to 8

- For each lesson, a Quick Review of the key concepts
- For each lesson, graded practice questions that students can complete at home
- Games and activities used for practice when appropriate

UNIT 8

LESSON 1

Fractions of a Whole

Quick Review
Fractions name equal parts of a whole.

| | |
|---|---|
| <p>3 equal parts are thirds. $\frac{1}{3}$ or one-third is shaded.</p> <p>5 equal parts are fifths. $\frac{4}{5}$ or four-fifths is shaded.</p> | <p>7 equal parts are sevenths. $\frac{5}{7}$ or five-sevenths is shaded.</p> <p>$\frac{2}{7}$ of the parallelogram is shaded.</p> <p>$\frac{1}{7}$ of the parallelogram is white.</p> <p>$\frac{5}{7}$ is a proper fraction. It represents an amount less than a whole.</p> |
|---|---|

5 is the numerator. It tells how many equal parts are counted.

$\frac{5}{7}$

7 is the denominator. It tells how many equal parts are in 1 whole.

Try These

1. Write a fraction to tell what part of each figure is shaded.

a) _____

b) _____

c) _____

2. Colour some of the equal parts of each figure. Write a fraction to describe the coloured parts.

a) _____

b) _____

c) _____

Practice

Play this game with a partner.

You will need:

- ▶ 2 number cubes
- ▶ 2 pencil crayons or crayons of different colours

Take turns

- ▶ Roll the number cubes. If the 2 numbers are equal, roll again.
- ▶ Make a fraction using the greater number as the denominator.
- ▶ Find a figure on the gameboard that can be used to show your fraction.
- ▶ Use your pencil crayon to colour the figure. Write the fraction.
- ▶ If there is no figure that can be used, you lose your turn.
- ▶ Keep playing until all the figures are coloured.

| | | |
|-------|-------|-------|
| _____ | _____ | _____ |
| _____ | _____ | _____ |
| _____ | _____ | _____ |

Stretch Your Thinking

This figure represents $\frac{3}{5}$ of one whole. Show what the whole might look like.

2 Copyright © 2003 Pearson Education Canada Inc., Toronto, Ontario

Copyright © 2003 Pearson Education Canada Inc., Toronto, Ontario 3

Across the Grades

The Pearson Education mathematics website provides parent information and support.