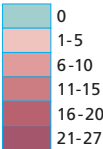


AT RISK

Species at risk

Species group	Level of risk			Total
	Endangered	Threatened	Special concern	
Mammals	18	15	24	57
Birds	21	8	22	51
Fish	11	20	36	67
Reptiles	5	11	10	26
Amphibians	5	5	7	17
Invertebrates	7	1	1	9
Insects	4	2	2	8
Plants	54	38	45	137
Total	125	100	147	372

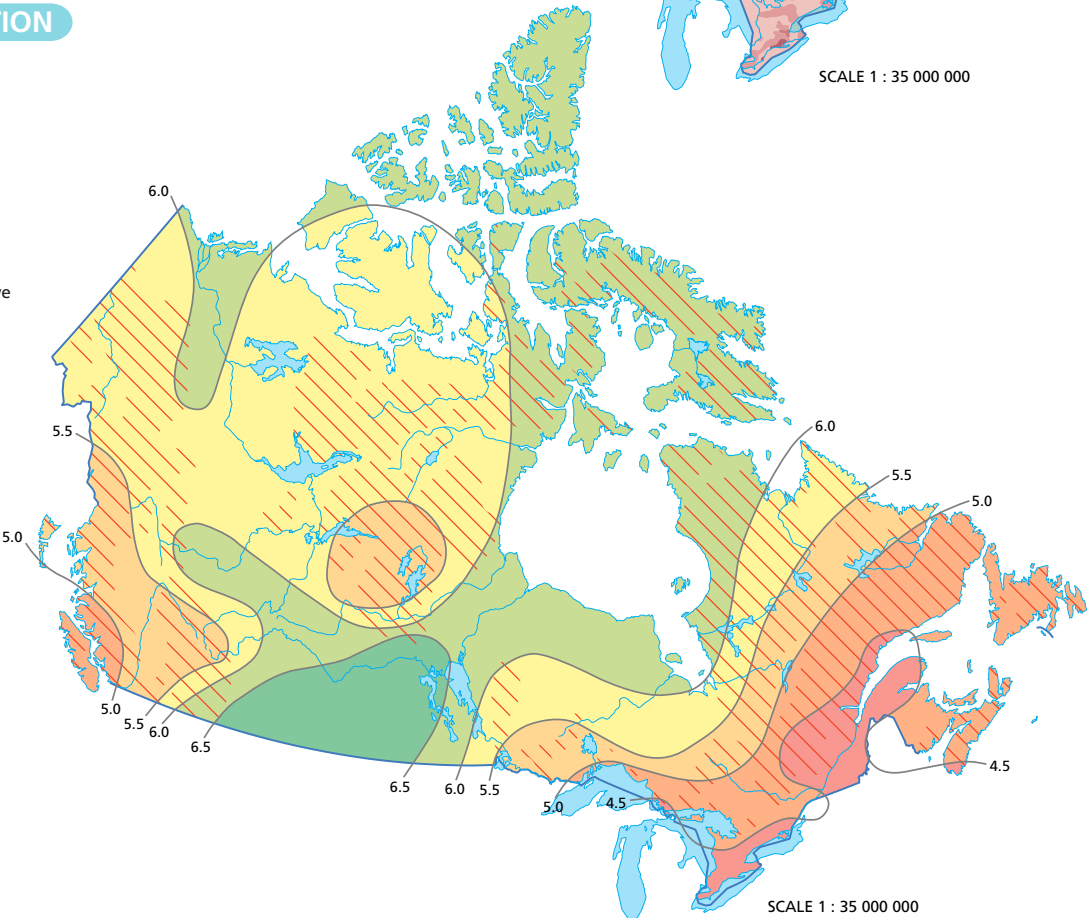

Number of species at risk



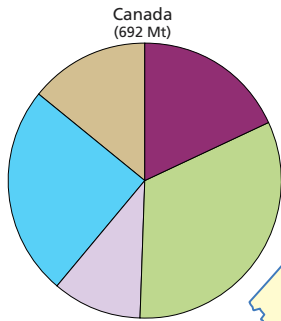
Endangered species

Mammals: American Badger, Beluga Whale, Bowhead Whale, Right Whale, Peary Caribou (*Banks Island and High Arctic*), Swift Fox, Wolverine
Birds: Piping Plover, Burrowing Owl
Fish: Stickleback, Atlantic Whitefish
Reptiles and Amphibians: Leatherback Turtle, Sharp-tailed Snake
Plants: American Ginseng, Juniper Sage, Small White Lady's Slipper

ACID PRECIPITATION



GREENHOUSE GAS EMISSIONS



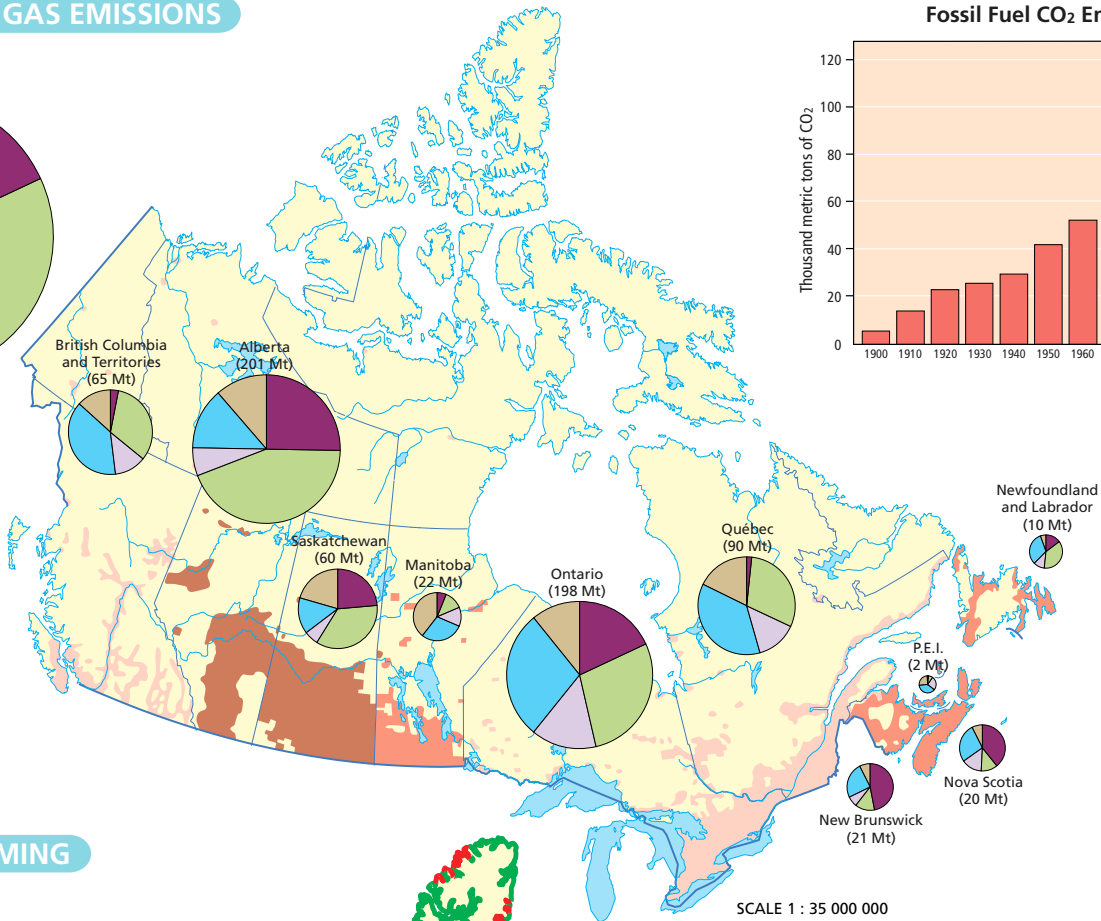
Emissions by sector 1998

- Power generation
- Industry and fossil fuel industries
- Building and agriculture
- Transportation
- Other

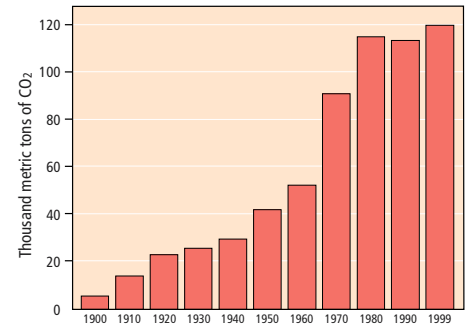
Mt = megatonnes CO₂ equivalent

Per capita intensity of emissions, 1998

- Low
- Moderate
- High



Fossil Fuel CO₂ Emissions



GLOBAL WARMING

Coastal sensitivity to sea-level rise

- Low
- Moderate/high

Permafrost limit

- Existing
- Projected

Tree line

- Existing
- Projected

